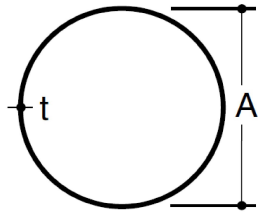


# Steel DOM Round Tube

20 Foot Random Lengths

OD (Inches)	T (wall Thickness) (Inches)	ID (Inches)	Weight Per Foot (Estimated)
-------------	-----------------------------	-------------	-----------------------------

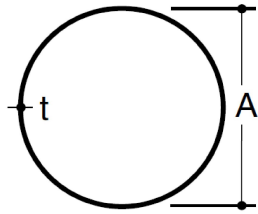
1/2"	0.049	0.402	0.236
1/2"	0.065	0.37	0.302
1/2"	0.095	0.31	6.920
1/2"	0.120	0.26	4.380
5/8"	0.049	0.527	0.3014
5/8"	0.065	0.495	0.3888
5/8"	0.095	0.435	0.5377
5/8"	0.120	0.385	0.6472
3/4"	0.049	0.652	0.3668
3/4"	0.065	0.62	0.4755
3/4"	0.095	0.56	0.6646
3/4"	0.120	0.50	0.8344
3/4"	0.188	0.375	1.128
7/8"	0.065	0.745	0.5623
7/8"	0.095	0.685	0.7914
7/8"	0.120	0.635	0.9676
7/8"	0.188	0.500	1.379
1"	0.049	0.902	0.4977
1"	0.065	0.870	0.6491
1"	0.072	0.856	0.7136
1"	0.095	0.810	0.9182
1"	0.120	0.760	1.128
1"	0.188	0.625	1.630
1"	0.250	0.500	2.003
1-1/8"	0.065	0.995	0.7359
1-1/8"	0.120	0.885	1.288



# Steel DOM Round Tube

20 Foot Random Lengths

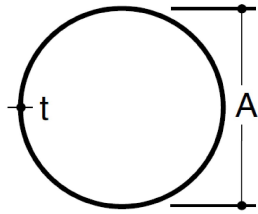
OD (Inches)	T (wall Thickness) (Inches)	ID (Inches)	Weight Per Foot (Estimated)
1-1/8"	0.188	0.750	1.881
1-1/8"	0.250	0.625	2.336
1-1/4"	0.065	1.120	0.8226
1-1/4"	0.120	1.010	1.448
1-1/4"	0.188	0.875	2.132
1-1/4"	0.250	0.750	2.67
1-3/8"	0.065	1.245	0.9094
1-3/8"	0.120	1.135	1.608
1-3/8"	0.188	1.000	2.383
1-3/8"	0.250	0.875	3.004
1-1/2"	0.065	1.370	0.9962
1-1/2"	0.120	1.260	1.769
1-1/2"	0.188	1.125	2.634
1-1/2"	0.250	1.000	3.338
1-1/2"	0.375	0.750	4.506
1-3/4"	0.065	1.620	1.170
1-3/4"	0.120	1.510	2.089
1-3/4"	0.188	1.375	3.136
1-3/4"	0.250	1.250	4.005
1-3/4"	0.375	1.000	5.507
2"	0.065	1.870	1.343
2"	0.120	1.760	2.409
2"	0.188	1.625	3.638
2"	0.250	1.500	4.673
2"	0.375	1.250	6.508



# Steel DOM Round Tube

20 Foot Random Lengths

OD (Inches)	T (wall Thickness) (Inches)	ID (Inches)	Weight Per Foot (Estimated)
2-1/4"	0.065	2.120	1.517
2-1/4"	0.120	2.01	2.730
2-1/4"	0.188	1.875	4.140
2-1/4"	0.250	1.750	5.340
2-1/4"	0.375	1.500	7.509
2-1/2"	0.065	2.370	1.690
2-1/2"	0.120	2.260	3.050
2-1/2"	0.188	2.125	4.642
2-1/2"	0.250	2.000	6.008
2-1/2"	0.375	1.750	8.511
2-1/2"	0.500	1.500	10.68
2-5/8"	0.065	2.495	1.777
2-5/8"	0.125	2.385	3.210
2-5/8"	0.188	2.250	4.893
2-5/8"	0.250	2.125	6.341
2-5/8"	0.375	1.875	9.011
2-3/4"	0.065	2.620	1.864
2-3/4"	0.125	2.500	3.504
2-3/4"	0.188	2.375	5.144
2-3/4"	0.250	2.250	6.675
2-3/4"	0.375	2.000	9.512
3"	2.870	2.870	2.037
3"	2.750	2.750	3.838
3"	2.625	2.625	5.646
3"	2.250	2.250	10.510
3"	2.000	2.0	13.350



# Steel DOM Round Tube

20 Foot Random Lengths

OD (Inches)	T (wall Thickness) (Inches)	ID (Inches)	Weight Per Foot (Estimated)
3-1/2"	0.065	3.370	2.385
3-1/2"	0.125	3.250	4.506
3-1/2"	0.188	3.125	6.650
3-1/2"	0.250	3.000	8.678
3-1/2"	0.375	2.750	12.520
3-1/2"	0.500	2.500	16.020
4"	0.065	3.870	2.732
4"	0.125	3.750	5.173
4"	0.188	3.625	7.654
4"	0.250	3.500	10.010
4"	0.500	3.000	18.690
4-1/2"	0.125	4.250	5.841
4-1/2"	0.188	4.125	8.658
4-1/2"	0.250	4.000	11.350
4-1/2"	0.375	3.750	16.520
4-1/2"	0.500	3.500	21.360
5"	0.125	4.750	6.508
5"	0.188	4.625	9.662
5"	0.250	4.500	12.680
5"	0.500	4.000	24.030
6"	0.125	5.750	7.843
6"	0.188	5.625	11.670
6"	0.250	5.500	15.350
6"	0.375	5.250	22.530
6"	0.500	5.000	29.370

