



Steel Rectangular Bar

Cold Rolled 1018 Mild Steel / 12 Foot Lengths

A (Inches)	B (Inches)	Weight Per Foot (Estimated)	Weight Per Piece (Estimated)
---------------	---------------	--------------------------------	---------------------------------

1/8	1/4	.106	1.28
1/8	3/8	.159	1.91
1/8	1/2	.213	2.56
1/8	5/8	.266	3.20
1/8	3/4	.319	3.83
1/8	1	.425	5.10
1/8	1-1/4	.531	6.38
1/8	1-1/2	.638	7.66
1/8	1-3/4	.744	8.93
1/8	2	.850	10.20
1/8	2-1/2	1.063	12.76
1/8	3	1.275	15.30
1/8	3-1/2	1.488	17.86
1/8	4	1.700	20.40
1/8	5	2.125	25.50
1/8	6	2.55	30.60
3/16	1/2	.319	3.83
3/16	5/8	.398	4.78
3/16	3/4	.478	5.74
3/16	1	.638	7.66
3/16	1-1/4	.797	9.57
3/16	1-1/2	.956	11.48
3/16	1-3/4	1.116	13.40
3/16	2	1.275	15.30
3/16	2-1/2	1.594	19.13
3/16	3	1.913	22.96



Steel Rectangular Bar

Cold Rolled 1018 Mild Steel / 12 Foot Lengths

A (Inches)	B (Inches)	Weight Per Foot (Estimated)	Weight Per Piece (Estimated)
---------------	---------------	--------------------------------	---------------------------------

3/16	3-1/2	2.231	26.78
3/16	4	2.550	30.60
1/4	1/2	.425	5.10
1/4	5/8	.531	6.38
1/4	3/4	.638	7.66
1/4	1	.850	10.20
1/4	1-1/4	1.063	12.76
1/4	1-1/2	1.275	15.30
1/4	1-3/4	1.488	17.86
1/4	2	1.700	20.40
1/4	2-1/2	2.125	25.50
1/4	3	2.550	30.60
1/4	4	3.400	40.80
1/4	5	4.250	51.00
1/4	6	5.100	61.20
3/8	1/2	.638	7.66
3/8	3/4	.956	11.48
3/8	1	1.275	15.30
3/8	1-1/2	1.913	22.96
3/8	2	2.55	30.60
3/8	2-1/2	3.188	38.26
3/8	3	3.825	45.90
3/8	4	5.100	61.20
3/8	5	6.375	76.50
3/8	6	7.650	91.80
1/2	3/4	1.275	15.30
1/2	1	1.7	20.40

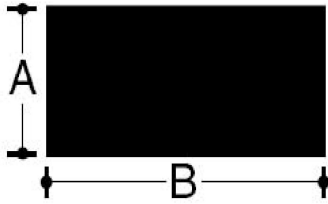


Steel Rectangular Bar

Cold Rolled 1018 Mild Steel / 12 Foot Lengths

A (Inches)	B (Inches)	Weight Per Foot (Estimated)	Weight Per Piece (Estimated)
---------------	---------------	--------------------------------	---------------------------------

1/2	1-1/4	2.125	25.50
1/2	1-1/2	2.550	30.60
1/2	1-3/4	2.975	35.70
1/2	2	3.40	40.80
1/2	2-1/2	4.250	51.00
1/2	3	5.100	61.20
1/2	4	6.800	81.60
1/2	5	8.500	102.00
1/2	6	10.20	122.40
3/4	1	2.550	30.60
3/4	1-1/4	3.188	38.26
3/4	1-1/2	3.825	45.90
3/4	2	5.10	61.20
3/4	2-1/2	6.375	76.50
3/4	3	7.650	91.80
3/4	4	10.20	122.40
3/4	5	12.75	153.00
3/4	6	15.30	183.60
1	1-1/4	4.250	51.00
1	1-1/2	5.10	61.20
1	2	6.80	81.60
1	2-1/2	8.50	102.00
1	3	10.20	122.40
1	4	13.60	163.20

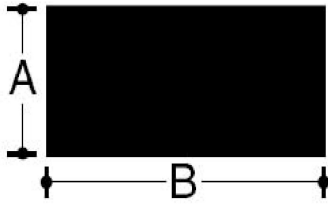


Steel Rectangular Bar

Hot Rolled Mild Steel / 20 Foot Lengths

A (Inches)	B (Inches)	Weight Per Foot (Estimated)	Weight Per Piece (Estimated)
---------------	---------------	--------------------------------	---------------------------------

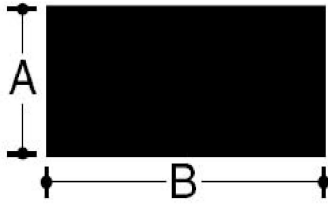
1/8	1/2	.2127	4.254
1/8	3/4	.3191	6.381
1/8	1	.4254	8.508
1/8	1-1/4	.5318	10.64
1/8	1-1/2	.6381	12.76
1/8	1-3/4	.7445	14.89
1/8	2	.8508	17.02
1/8	2-1/4	.9572	19.14
1/8	2-1/2	1.064	21.27
1/8	3	1.276	25.52
1/8	3-1/2	1.489	29.78
1/8	4	1.702	34.03
1/8	5	2.127	42.54
1/8	6	2.552	51.05
3/16	1/2	.3191	6.381
3/16	3/4	.4786	9.572
3/16	1	.6381	12.76
3/16	1-1/4	.7976	15.95
3/16	1-1/2	.9572	19.14
3/16	2	1.276	25.52
3/16	2-1/2	1.595	31.91
3/16	3	1.914	38.29
3/16	4	2.552	51.05
3/16	5	3.191	63.81
3/16	6	3.829	76.57
1/4	1/2	.4254	8.508
1/4	3/4	.6381	12.76



Steel Rectangular Bar

Hot Rolled Mild Steel / 20 Foot Lengths

A (Inches)	B (Inches)	Weight Per Foot (Estimated)	Weight Per Piece (Estimated)
1/4	1	.8508	17.02
1/4	1-1/4	1.064	21.27
1/4	1-1/2	1.276	25.52
1/4	1-3/4	1.489	29.78
1/4	2	1.702	34.03
1/4	2-1/4	1.914	38.29
1/4	2-1/2	2.127	42.54
1/4	3	2.552	51.05
1/4	3-1/2	2.978	59.56
1/4	4	3.403	68.06
1/4	5	4.254	85.08
1/4	6	5.105	102.1
1/4	8	6.806	136.1
5/16	1	1.064	21.27
5/16	2	2.127	42.54
5/16	3	3.191	63.81
5/16	4	4.254	85.08
5/16	5	5.318	106.4
5/16	6	6.381	127.6
3/8	3/4	.9572	19.14
3/8	1	1.276	25.52
3/8	1-1/4	1.595	31.91
3/8	1-1/2	1.914	38.29
3/8	2	2.552	51.05
3/8	2-1/4	2.871	57.43
3/8	2-1/2	3.191	63.81
3/8	3	3.829	76.57
3/8	4	5.105	102.1



Steel Rectangular Bar

Hot Rolled Mild Steel / 20 Foot Lengths

A (Inches)	B (Inches)	Weight Per Foot (Estimated)	Weight Per Piece (Estimated)
---------------	---------------	--------------------------------	---------------------------------

3/8	5	6.381	127.6
3/8	6	7.657	153.10
1/2	3/4	1.276	25.52
1/2	1	1.702	34.03
1/2	1-1/4	2.127	42.54
1/2	1-1/2	2.552	51.05
1/2	1-3/4	2.978	59.56
1	3	10.21	204.2
1	3-1/2	11.91	238.2
1	4	13.61	272.3
1	5	17.02	340.3
1	6	20.42	408.4
1	8	27.23	544.5
1	12	40.80	816.0
1-1/2	2	10.21	204.2
1-1/2	3	15.31	306.3
1-1/2	4	20.42	408.4